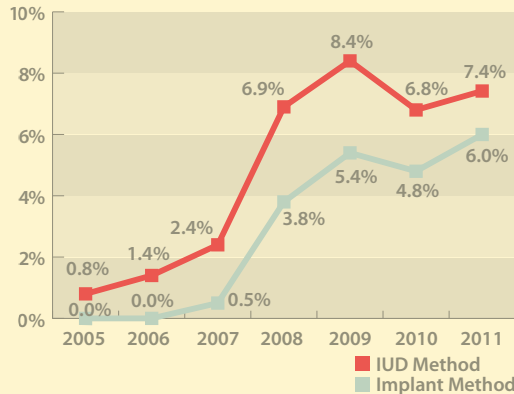


The Iowa Initiative to Reduce Unintended Pregnancies is a five-year demonstration project concluding in 2012. For more information, visit www.IowaInitiative.org.

“When women have access to affordable family planning services and effective Long-Acting Reversible Contraceptives, LARCs, unintended pregnancies and abortions decrease.”

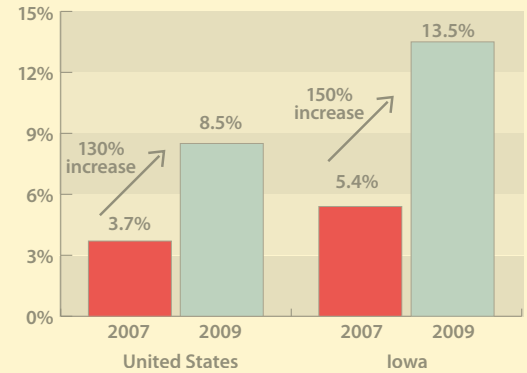
Sally J. Pederson,
Executive Director
The Iowa Initiative

Percent of Iowa Women Using an IUD or Implant as Primary Method by Year



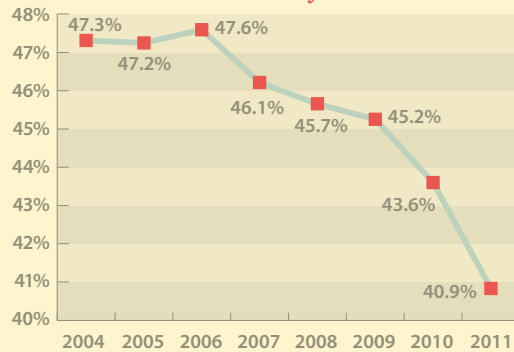
Since 2007, the number of Iowa women using an IUD as their primary method of birth control has increased by 208%. The number of Iowa women who use an implant as their primary method of birth control has increased by 1,100%.

Percent of Contraceptors Using LARC, Iowa vs. United States



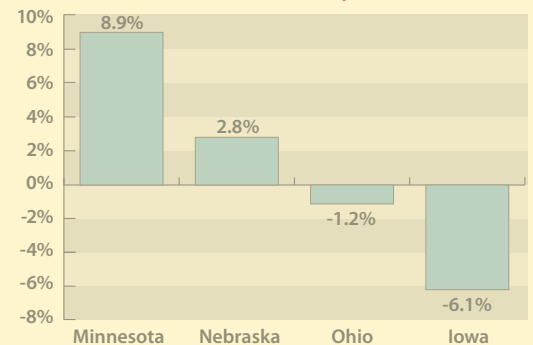
Iowa women are choosing long-acting, reversible contraceptives (LARC) as their primary birth control methods at a faster rate than the rest of the nation.

Percent of Unintended Pregnancies in Iowa by Year



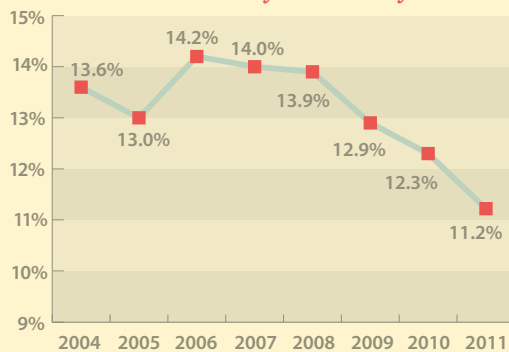
The percent of unintended pregnancies in Iowa has declined by 14% since 2006.

Percent Change in Unintended Pregnancies, Iowa vs. Other States, 2005-2008



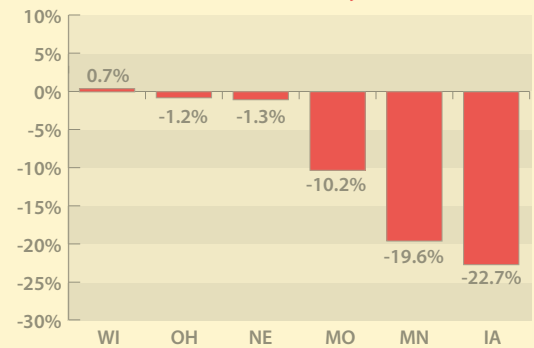
The decline in unintended pregnancies in Iowa was greater than other Midwest states.

Percent of Iowa Pregnancies Terminated by Abortion by Year



Since reaching a high of 14.2% in 2006, the percent of pregnancies in Iowa terminated by abortion has declined by 21%.

Percent Change in Abortion Ratio, Iowa vs. Other States, 2007-2011



Iowa's decline in abortions is noteworthy when compared with other states.



Percent of Iowa Women Using an IUD or Implant as Primary Method by Year

Sources: Family Planning Council of Iowa; Iowa Department of Public Health; Planned Parenthood of the Heartland.

Note: Percent is among all women; Partially duplicated count.

Percent of Contraceptors Using LARC, Iowa vs. United States

Sources: The Guttmacher Institute; Family Planning Council of Iowa; Iowa Department of Public Health; Planned Parenthood of the Heartland.

Percent of Unintended Pregnancies in Iowa by Year

Sources: Iowa Department of Public Health; Philliber Research Associates (PRA) analysis of Iowa Birth Certificate and Iowa Barriers to Prenatal Care Project data.

Note: Includes abortions.

Percent Change in Unintended Pregnancies, Iowa vs. Other States, 2005-2008

Sources: Centers for Disease Control and Prevention; Iowa Department of Public Health; Philliber Research Associates (PRA) analysis of Iowa Birth Certificate and Iowa Barriers to Prenatal Care Project data.

Percent of Iowa Pregnancies Terminated by Abortion by Year

Sources: Iowa Department of Public Health; Philliber Research Associates (PRA) analysis of Iowa Birth Certificate and Iowa Barriers to Prenatal Care Project data.

Percent Change in Abortion Ratio, Iowa vs. Other States, 2007-2011

Sources: Centers for Disease Control and Prevention; Iowa Department of Public Health; Iowa Birth Certificates.

Note: Data are only available through 2010 for Wisconsin, Ohio, and Missouri.

Abortion ratio is the number of abortions per 1,000 live births.